


**+ Emergency Entrance** **P** Lot 3 24 hours every day

**Inpatient Pavilion** **P** Lot 3 Monday-Friday 6 am-9 pm; Weekends 6 am-9 pm


Lower Level	Floor 1	Floor 2	Floor 3	Floor 4
Lobby	No Access	Adult Inpatient Rooms 201-299	Adult Inpatient Rooms 301-399	Adult Inpatient Rooms 401-499
Gift Shop/ Coffee Shop 				
Bed Tower				
Conference Rooms				
Heritage Room				

**Outpatient Services Pavilion** **P** Lots 1 and 2 Monday-Friday 4:45 am-9:00 pm; Weekends 6 am-9 pm

Lower Level	Floor 1	Floor 2	Floor 3	Floor 4	Floor 5
Endoscopy Services/ GI Lab	Breast Health Center	Medical Surgical ICU/2 ICU	Neuro ICU/ 3 ICU	Medical Offices	Medical Offices
Pain Management Clinic	Cafeteria  Cashier	Cardiac ICU/CICU	Non-invasive Cardiology		Rehabilitation Services
Physician Treatment Center (PTC)	Chapel	Medical Offices	Interventional Labs		5 Center
Bariatric Treatment Center	Diagnostic Imaging	Respiratory Care	Medical Offices		Rooms 5201-5211
	Outpatient Lab/ Neurodiagnostics	Sleep Lab	3 Center Rooms 3201-3209		
	Walgreens	West Surgery			
	1 Center Rooms 1201-1213				

A directory to medical office suites is located on the first floor by elevator D.


**Women and Children's Pavilion** **P** Lot 3 24 hours every day

Lower Level	Floor 1	Floor 2	Floor 3	Floor 4
Medical Offices	Cafeteria 	Labor & Delivery	Mother/Baby Unit	Pediatric Inpatient
Medical Records	Neonatal ICU			
Gift Shop Too	Pediatric ICU			
Women and Children's Conference Rooms 1, 2, 3				

**North Building** **P** Lot 1 Monday-Friday 5:00 am-7:30 pm

Floor 1	Floor 2
Cafeteria 	East Surgery

**East Building** **P** Lot 1 Monday-Friday 4:45 am-9:00 pm

Floor 1	Floor 2
Cafeteria 	Pediatric Outpatient East Clinic
Pediatric Outpatient Clinics A & B	Medical Surgical ICU/2 ICU
	Cardiac ICU/CICU
	West Surgery

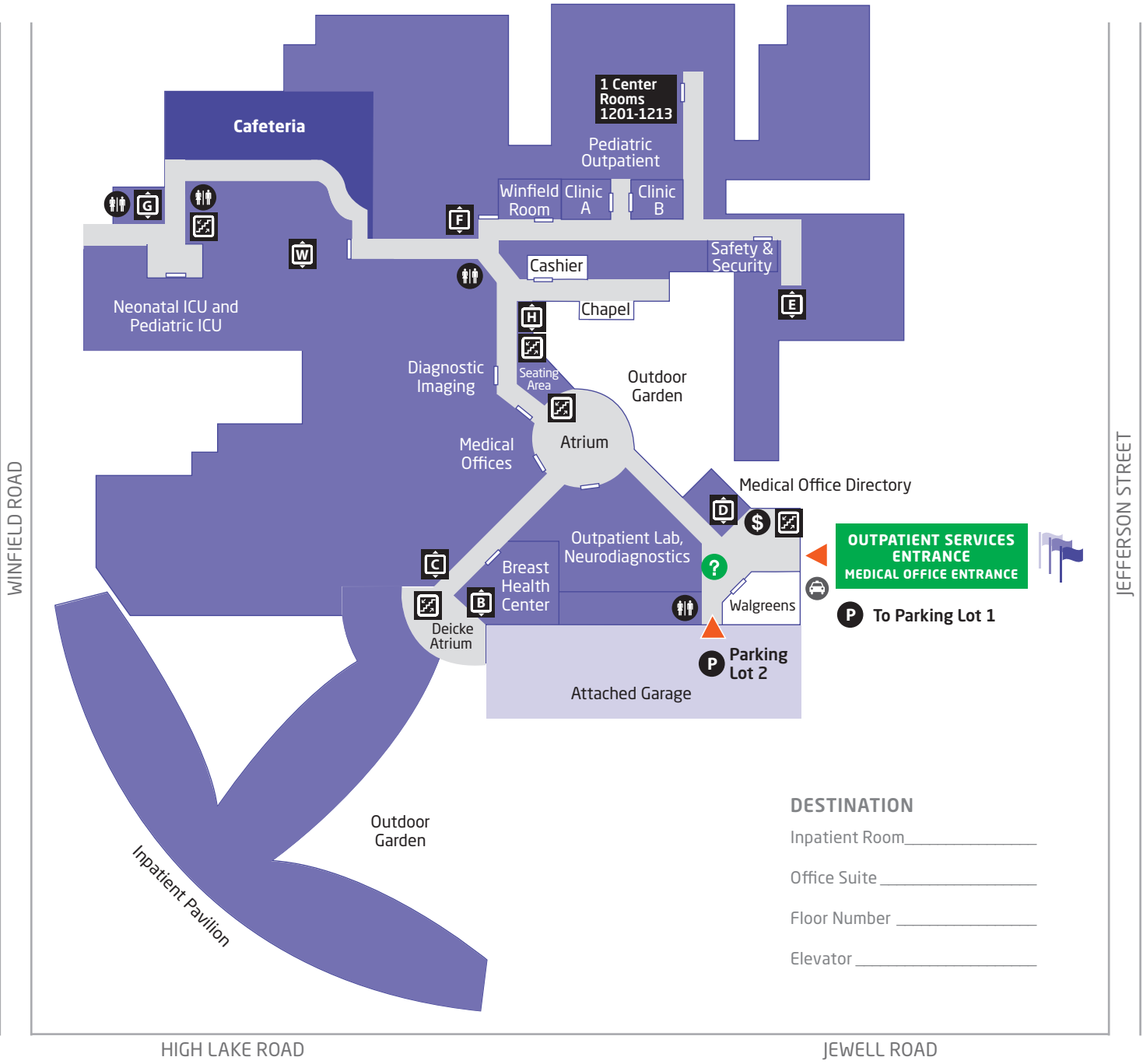
**Note:** Hours are subject to change without notice.

# Lower Level



- |  |  |  |                             |  |                               |  |                               |
|--|--|--|-----------------------------|--|-------------------------------|--|-------------------------------|
|  | Entrance                                     |  | Parking                     |  | Outpatient Services Elevator  |  | Atrium Elevator               |
|  | Complimentary valet parking at all entrances |  | Stairs                      |  | East Elevator                 |  | Emergency Department Elevator |
|  | Restrooms                                    |  | Inpatient Pavilion Elevator |  | F Elevator                    |  | West Elevator                 |
|  | ATM  |  | Deicke Atrium Elevator      |  | Women and Children's Elevator |  | Public Access Hallway         |
|  | Information                                  |  | ICU Elevator                |  |                               |  |                               |

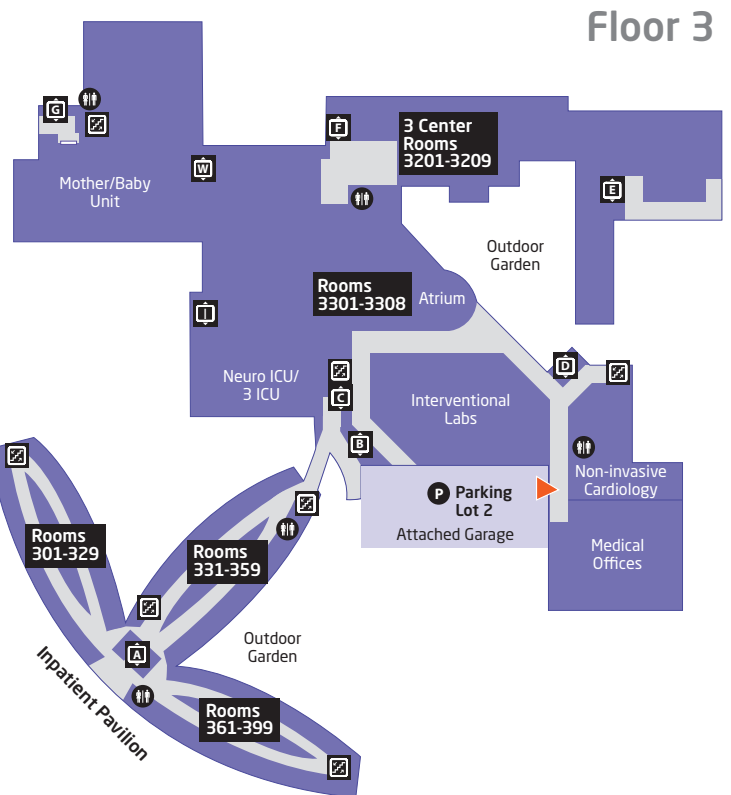
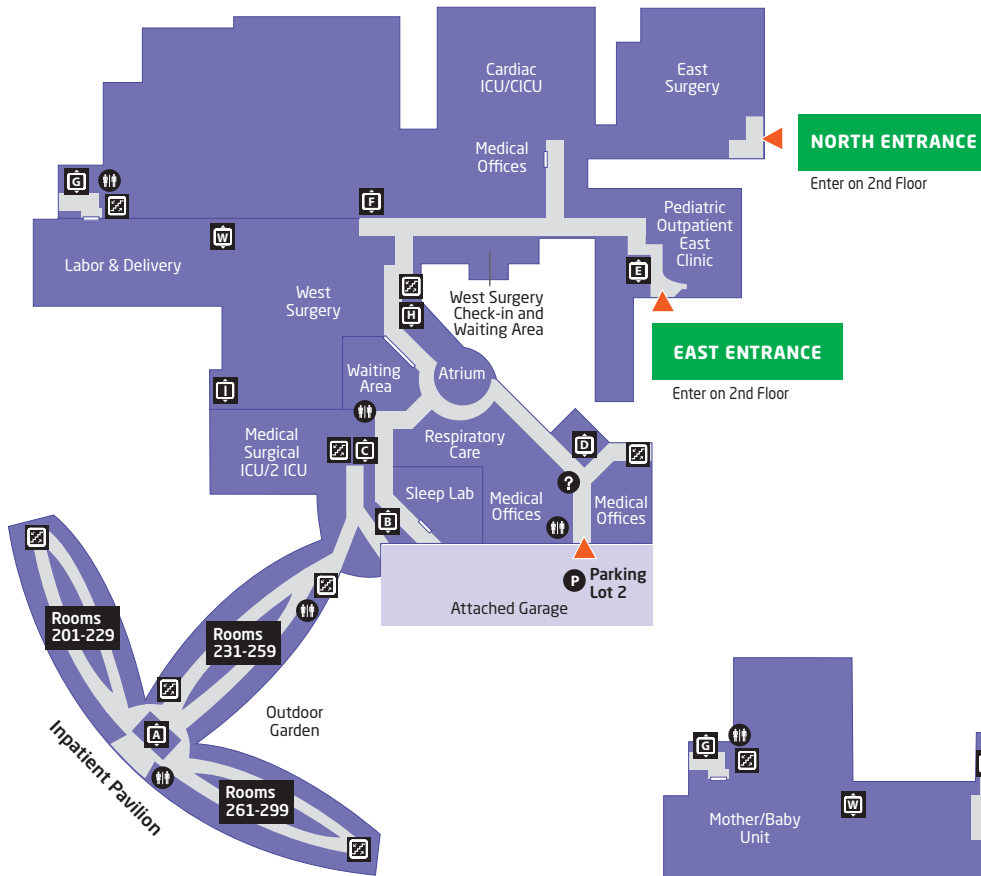
# Floor 1



- |  |                     |  |                             |  |                               |  |                               |
|--|---------------------|--|-----------------------------|--|-------------------------------|--|-------------------------------|
|  | Entrance            |  | Parking                     |  | Outpatient Services Elevator  |  | Atrium Elevator               |
|  | Complimentary valet |  | Stairs                      |  | East Elevator                 |  | Emergency Department Elevator |
|  | Restrooms           |  | Inpatient Pavilion Elevator |  | F Elevator                    |  | West Elevator                 |
|  | ATM                 |  | Deicke Atrium Elevator      |  | Women and Children's Elevator |  | Public Access Hallway         |
|  | Information         |  | ICU Elevator                |  |                               |  |                               |

# Floors 2 and 3

## Floor 2



### DESTINATION

Inpatient Room \_\_\_\_\_

Office Suite \_\_\_\_\_

Floor Number \_\_\_\_\_

Elevator \_\_\_\_\_

- Entrance  
Complimentary valet parking at all entrances
- Restrooms
- ATM
- Parking
- Stairs
- Inpatient Pavilion Elevator
- Deicke Atrium Elevator
- ICU Elevator
- Outpatient Services Elevator
- East Elevator
- F Elevator
- Women and Children's Elevator
- Atrium Elevator
- Emergency Department Elevator
- West Elevator
- Public Access Hallways

# Floors 4 and 5



## DESTINATION

Inpatient Room \_\_\_\_\_

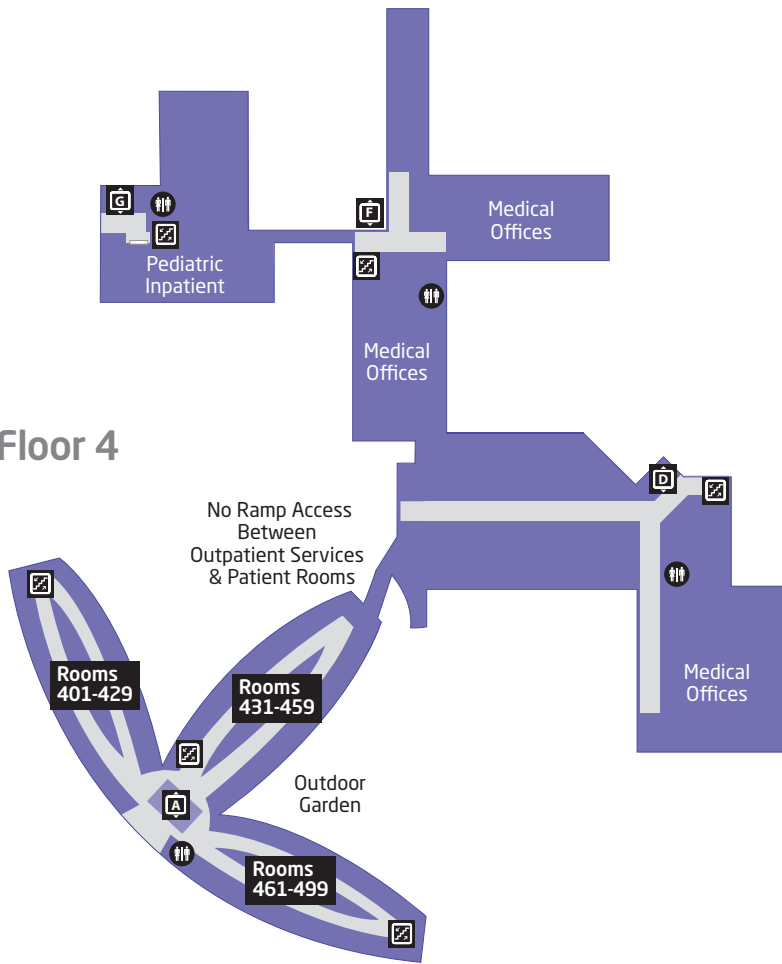
Office Suite \_\_\_\_\_

Floor Number \_\_\_\_\_

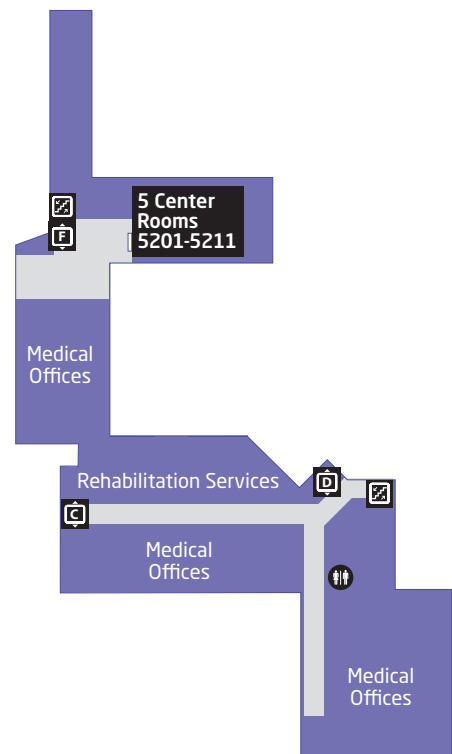
Elevator \_\_\_\_\_

WINFIELD ROAD

## Floor 4



## Floor 5



JEFFERSON STREET

- |           |                                   |                               |                               |
|-----------|-----------------------------------|-------------------------------|-------------------------------|
| Entrance  | Stairs                            | Outpatient Services Elevator  | Atrium Elevator               |
| Restrooms | Inpatient Pavilion Lobby Elevator | East Elevator                 | Emergency Department Elevator |
| ATM       | Deicke Atrium Elevator            | F Elevator                    | West Elevator                 |
| Parking   | ICU Elevator                      | Women and Children's Elevator | Public Access Hallways        |